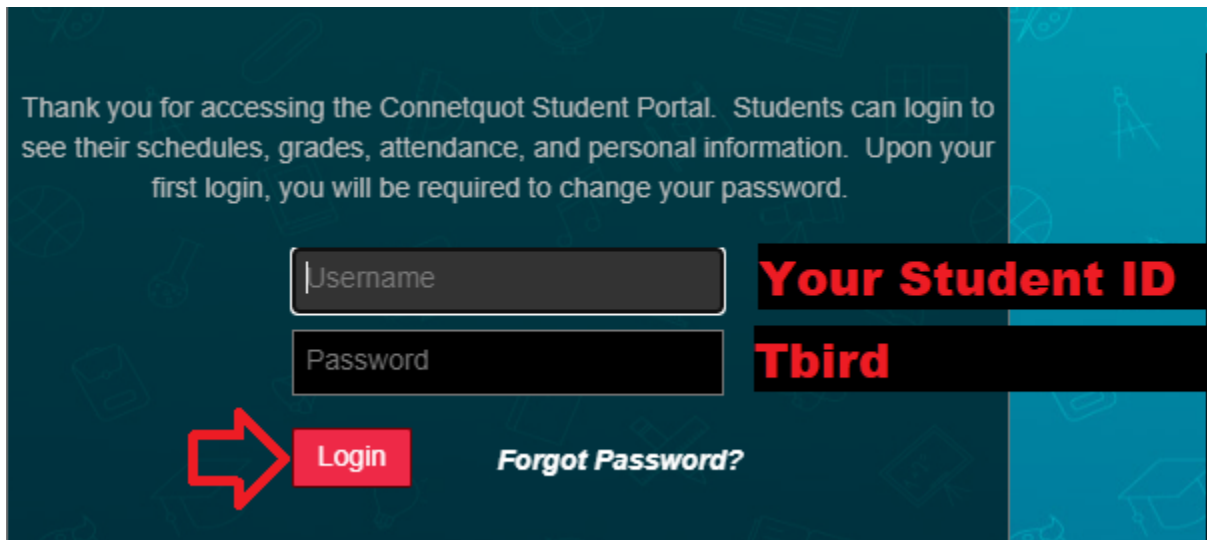


Good morning Connetquot High School Students,

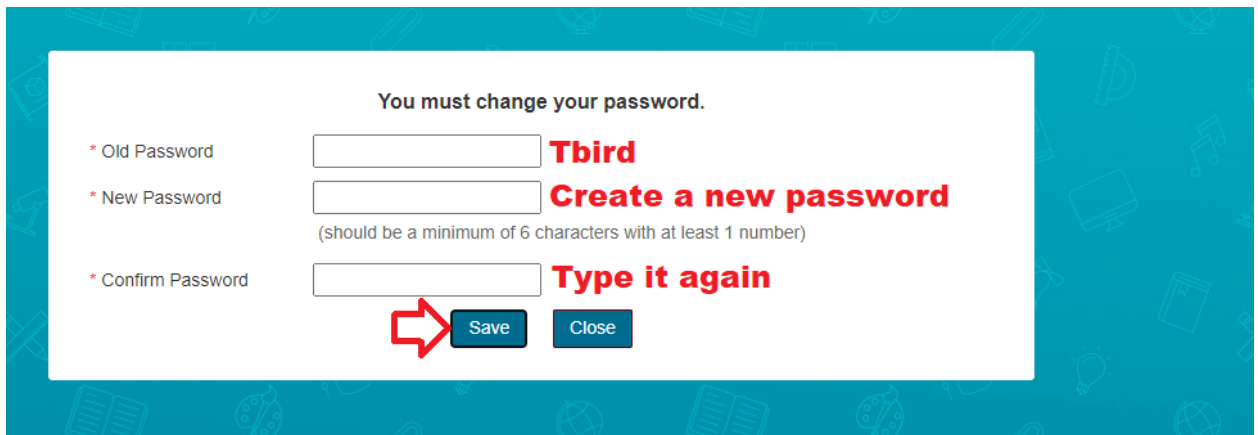
As of this morning, Friday December 10th, the eSchool Student Portal has been enabled.

In order to access your account, please follow the below instructions:

- Please click the link below to access your account for the FIRST TIME and change your password:
 - <https://studentportal.eschooldata.com/connetquot>
- Your username is your Student ID and your temporary password is Tbird.




- After you login with your temporary password, you'll be prompted to accept the terms and conditions, once accepted you'll be prompted to change your password. Create a new password at least 6 characters long with at least one number.




- Once you access your account for the first time and change your password, you can now log in to your ClassLink account and store your password for your convenience.
 - Login to [Classlink](#)
 - Your username is just the beginning of your email address, **do not add @ccsdli.org**

- Your password is your normal Chromebook password
- Click on the eSchool Student Portal App



- You will be asked to save your password


Would you like to save your login?

 eSchool Data Student Portal
You can save your login for this application to auto login on your next visit

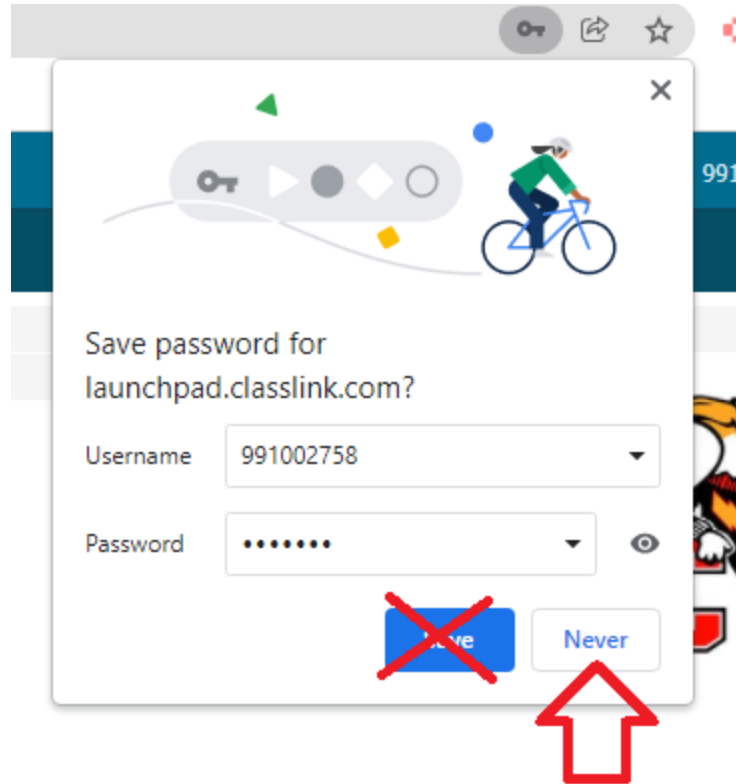
Fields marked as * are required

* Username
 Your student ID

* Password
 The password you just created

Save 

- Chrome will prompt you to save this password, **click never** (it's not saving the correct password for the Student Portal)



o

Once this process is complete, everytime you log in to ClassLink, you will have quick access to your student portal.

If you have any questions about this process or about your student portal, please do not hesitate to send me an email at apulliam@ccsdli.org

Regards,